

DCC Von-Weichs-Str. 9A 53121 Bonn Germany

Phone: +49 - (0)228 / 308901 - 0  
Fax: +49 - (0)228 / 308901 - 9  
E-mail: info@dermaconsult.com  
Web: www.dermaconsult.com  
Date: 05.03.2010

## Efficacy Test Conducted With "Flexitol Very Dry Skin Balm 12.5% Urea "

### Summary

Study Sponsor .....: **Laderma Trading Pty Ltd.**  
205 Victoria St.  
Beaconsfield, NSW 2015  
Australia

Date of Order.....: 03.02.2010

Performance of Test .....: Derma Consult Concept GmbH  
and Evaluation by Von-Weichs-Str. 9A  
53121 Bonn

Supervisors of Study .....: Dr. H. Prieur, Dermatologist – Allergist  
Drs. B. Nissen

Study Code .....: DCC10W012

Test Product .....: The test product, which was coded as follows, was provided by  
Laderma Trading Pty Ltd.:

B. Flexitol Very Dry Skin Balm 12.5% Urea  
(Project: 1231; Date 3/12/2009)

Subjects .....: Number of individuals.: 20 (+ 1 reserve subject)  
Sex.....: female  
Age range (completing) ..: 37-65 years (average: 45,8)

Test Area .....: Inner sides of forearms

Application.....: Duration....: 14 days  
Frequency.: twice daily

Test Period .....: February / March 2010

manager: Dr. H. P. Nissen B. Nissen Amtsgericht Bonn HRB 12566  
bank account: VR Bank Bonn eG account 611 047 401 4 BLZ 381 602 20  
IBAN: DE38381602206110474014 BIC: GENO DE D1 HBO

VAT-REG.No. DE 209873944  
Tax No. 205/5711/0927

Test Parameter.....: Determination of *skin hydration* with Corneometer MPA 5 CPU (Courage & Khazaka GmbH, Cologne)

Design of Study.....: **Day 0**  
Determination of the parameters in the test areas  
First test product application

**Day 7**  
Determination of the parameters 8-12 hours following the last daily test product application

**Day 14**  
Determination of the parameters 8-12 hours following the last daily test product application

Evaluation .....: Descriptive statistics (average, median, minimum, maximum, variance, standard error, standard deviation); Wilcoxon Rank test

Results.....: **Skin Hydration**  
The test product was found to statistically significantly increase skin hydration. After 14 days of treatment, a mean increase by 52% (B) was observed and a positive effect of the test product was detected in 100% (B) of the volunteers.

## Methods

### *Measurement of Skin Hydration (Corneometry)*

The Corneometer MPA 5 CPU (Courage and Khazaka, Cologne, Germany) registers the electrical capacitance of the skin surface. The capacitance is expressed digitally in arbitrary units (a.u.). The probe head (7x7 mm) consisting of a condenser was applied to the skin surface at constant pressure (3.5 N). The measuring principle is based on distinctly different dielectric constants of water (approximately 81) and most other materials (less than seven). Five measurements were performed on each test area and the mean was used to define the hydration state of the stratum corneum. Corneometer used in this study: S/N 08114012; probe S/N 01040160.

### Performance of Test

The subjects were selected from the Derma Consult Concept GmbH database. They were informed about importance and meaning of the study; they could withdraw from the study at any time without giving any reason. Written informed consent was obtained from all the subjects prior to entry into the trial. The following criteria were used for selection of subjects:

for inclusion in study:

- female ( $\geq 18$  years of age)
- clinically healthy

for exclusion from study:

- skin diseases
- pregnancy

A reserve subject to replace potential drop-outs started the study with a delay of 1 day (final reading only taken in case a drop-out needed to be replaced). The subjects were instructed not to use any topical preparations on the test areas starting from seven days prior to testing and until the end of the test. For cleansing, water or a mild syndet (Eubos<sup>®</sup> flüssig – blau; manufacturer: Dr. Hobein, D-53340 Meckenheim-Merl, Germany) was allowed only (whole study inclusive the run-in phase).

Prior to the first application of the test product, measurements were taken at clearly defined sites of the inner sides of the forearms (skin hydration). One area remained untreated and served as control. Further measuring was performed after 7 and 14 days of application 8-12 hours following the last daily application (adaptation time: 30 min, room temperature:  $21 \pm 1^\circ\text{C}$ , relative humidity:  $50 \pm 5\%$ ). After a demonstration of the correct product application procedure by a Derma Consult staff member, the subjects used the test product (approximately 2 mg/cm<sup>2</sup>) twice daily (in the morning and evening) and in a manner corresponding as largely as possible to that to be practised by the future consumer.

## Biometry

Measurement data is automatically computerised and after validity check and quality assurance stored centrally in a database. Evaluation is conducted using the software NAG<sup>®</sup> Statistical Add-Ins for Excel – NAG Ltd., United Kingdom.

The data were analyzed by Wilcoxon Rank test. The 0.05 level was selected as the point of minimal acceptance of statistical significance.

## Results

During the second week of treatment, original subject 5 dropped out of the study due to an unrelated medical condition and was replaced by the reserve subject. The data collected on the initial and interim visits from the drop-out was discarded and hence the entire evaluation is based on the complete results from 20 volunteers. The completing subjects of this study were between 37-65 years of age (average: 45,8).

### *Skin Hydration*

Evaluated are changes in the hydration values in the treated area in comparison to the changes in the untreated area. An increase in the measurement value corresponds to an increase in skin hydration. The absolute changes by area and time point are displayed in figure one below.

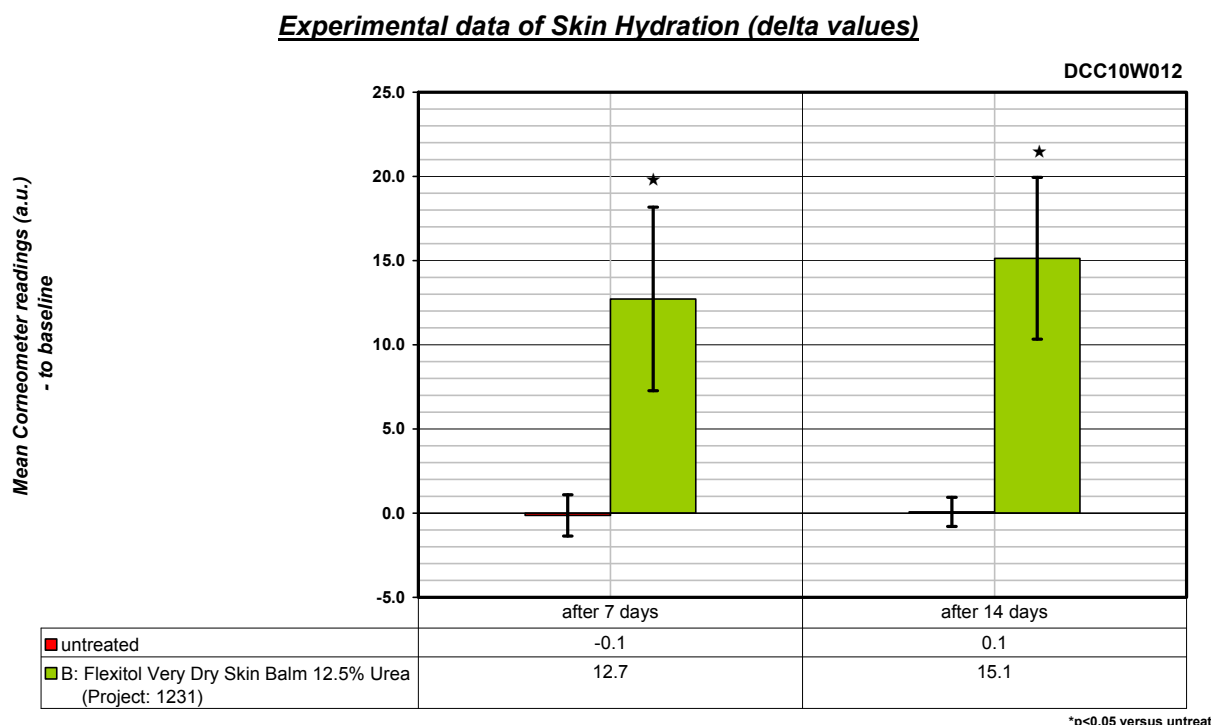


Fig. 1:  $\Delta$  Skin Hydration Values

After both 7 and 14 days of treatment, a statistically significant ( $p < 0.05$ ) increase in skin hydration was observed in the product treated test area as compared to the changes in the untreated area.

The test product was found to increase skin hydration; after 7 & 14 days of treatment a positive effect could be detected in 100% of the study participants. The respective measured changes as percentages relative to the initial condition and with consideration of the changes in the untreated area are reported in figure two below.

**Increase in Skin Hydration relative to initial conditions and to untreated**

DCC10W012

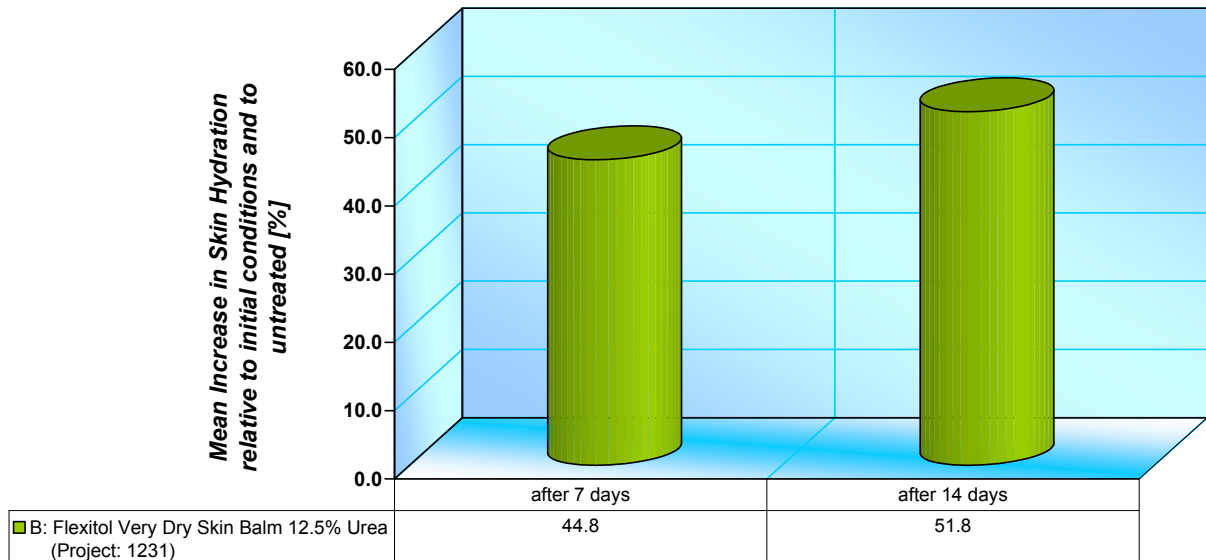


Fig. 2: Increase in Skin Hydration in %

**Incompatibility**

No incompatibility was observed in or reported by any of the volunteers.

Signature:

Drs. B. Nissen  
 Manager Derma Consult Concept

Signature:

Dr. med. H. Prieur  
 Dermatologist - Allergist

Enclosures: Measuring values, statistics, summary statistics, graphic representations

**Experimental data of Skin Hydration, DCC10W012**

Corneometer readings (a.u.)

	start		after 7 days		after 14 days	
	untr.	B	untr.	B	untr.	B
1	27.2	27.5	26.5	34.5	26.5	34.7
2	29.5	28.1	27.7	49.7	28.4	53.4
3	32.0	35.1	33.7	53.3	32.2	51.1
4	31.2	34.8	30.6	41.5	30.7	45.7
5	33.4	35.0	32.0	40.9	34.0	52.5
6	32.3	28.2	33.4	43.6	32.9	42.7
7	26.9	25.2	25.3	41.9	25.6	44.4
8	33.1	35.5	32.1	41.8	32.7	42.5
9	25.1	21.9	24.7	37.1	26.9	43.7
10	33.9	33.2	33.8	36.4	33.2	42.4
11	35.1	33.8	35.2	45.5	34.6	46.7
12	30.8	30.3	31.1	45.3	31.0	46.4
13	32.6	35.1	34.2	43.4	33.2	45.3
14	32.2	34.0	30.5	43.3	31.6	51.1
15	27.6	26.6	28.0	44.7	28.5	45.8
16	26.0	24.5	28.2	40.8	26.5	38.7
17	23.2	25.8	24.3	46.9	24.0	45.3
18	34.5	31.5	32.8	41.7	35.9	48.3
19	34.4	33.0	33.9	44.3	33.6	44.7
20	25.4	27.1	25.8	44.0	26.2	43.5
<b>Average</b>	<b>30.3</b>	<b>30.3</b>	<b>30.2</b>	<b>43.0</b>	<b>30.4</b>	<b>45.4</b>
<b>S.D.</b>	<b>3.7</b>	<b>4.3</b>	<b>3.6</b>	<b>4.3</b>	<b>3.5</b>	<b>4.5</b>
<b>Median</b>	<b>31.6</b>	<b>30.9</b>	<b>30.8</b>	<b>43.4</b>	<b>31.3</b>	<b>45.3</b>

**Experimental data of Skin Hydration, DCC10W012**

delta Corneometer readings (a.u.)

after 7 days  
t1-t0

after 14 days  
t2-t0

	untr.	B	untr.	B
1	-0.7	7.0	-0.7	7.2
2	-1.9	21.7	-1.2	25.3
3	1.7	18.2	0.1	16.0
4	-0.6	6.7	-0.5	10.9
5	-1.4	5.8	0.6	17.5
6	1.1	15.4	0.6	14.5
7	-1.5	16.7	-1.2	19.2
8	-1.0	6.3	-0.5	7.1
9	-0.3	15.2	1.8	21.8
10	-0.1	3.2	-0.7	9.2
11	0.1	11.7	-0.5	12.9
12	0.3	15.0	0.2	16.1
13	1.6	8.3	0.6	10.2
14	-1.8	9.3	-0.7	17.1
15	0.4	18.0	0.8	19.2
16	2.2	16.3	0.5	14.3
17	1.0	21.2	0.8	19.6
18	-1.8	10.1	1.4	16.8
19	-0.5	11.3	-0.8	11.6
20	0.4	16.9	0.8	16.3
<b>Average</b>	-0.1	12.7	0.1	15.1
<b>S.D.</b>	1.2	5.5	0.9	4.8
<b>Median</b>	-0.2	13.4	0.1	16.0

**Increase in Skin Hydration relative to initial conditions and to untreated, DCC10W012**

corrected Corneometer readings (a.u.) [%]

	after 7 days		after 14 days	
	untr.	B	untr.	B
1	-2.4	27.9	-2.6	28.9
2	-6.4	83.6	-3.9	94.1
3	5.2	46.7	0.4	45.1
4	-1.9	21.0	-1.5	32.8
5	-4.1	20.7	1.8	48.1
6	3.4	51.1	1.9	49.4
7	-5.7	72.2	-4.6	80.9
8	-3.1	20.8	-1.4	21.3
9	-1.4	70.8	7.3	92.1
10	-0.4	10.1	-2.1	29.9
11	0.3	34.3	-1.4	39.6
12	0.8	48.8	0.5	52.7
13	4.8	18.8	1.7	27.5
14	-5.5	33.0	-2.0	52.3
15	1.5	66.1	3.0	68.9
16	8.4	58.4	2.0	56.3
17	4.4	77.8	3.4	72.6
18	-5.1	37.2	4.1	49.1
19	-1.5	35.6	-2.3	37.6
20	1.7	60.5	3.1	57.1
<b>Average</b>	<b>-0.3</b>	<b>44.8</b>	<b>0.4</b>	<b>51.8</b>
<b>S.D.</b>	<b>4.1</b>	<b>22.1</b>	<b>3.0</b>	<b>20.9</b>
<b>Median</b>	<b>-0.9</b>	<b>42.0</b>	<b>0.5</b>	<b>49.3</b>
<b>Impr.*</b>	<b>-</b>	<b>100</b>	<b>-</b>	<b>100</b>

\* % of subjects with relative improvement in test area as compared to initial condition and corrected by changes in untreated area



## Descriptive Statistics of Skin Hydration, DCC10W012

### start

	<b>untr.</b>	<b>B</b>
Valid cases	20.0	20.0
Mean	30.3	30.3
Std. error of mean	0.8	1.0
Variance	13.4	18.4
Std. Deviation	3.7	4.3
Variation Coefficient	0.1	0.1
Minimum	23.2	21.9
Maximum	35.1	35.5
Median	31.6	30.9

### after 7 days

	<b>untr.</b>	<b>B</b>
Valid cases	20.0	20.0
Mean	30.2	43.0
Std. error of mean	0.8	1.0
Variance	12.7	18.5
Std. Deviation	3.6	4.3
Variation Coefficient	0.1	0.1
Minimum	24.3	34.5
Maximum	35.2	53.3
Median	30.8	43.4

### after 14 days

	<b>untr.</b>	<b>B</b>
Valid cases	20.0	20.0
Mean	30.4	45.4
Std. error of mean	0.8	1.0
Variance	12.4	20.1
Std. Deviation	3.5	4.5
Variation Coefficient	0.1	0.1
Minimum	24.0	34.7
Maximum	35.9	53.4
Median	31.3	45.3

## Wilcoxon Rank Test of Skin Hydration, DCC10W012

### start - comparison of absolute values

	<b>untr. - B</b>
Rank sum (positive)	99
Z-value	-0.2053
Significance	0.8408
non-zero observations	20

### after 7 days - comparison of changes from initial condition

	<b>untr. - B</b>
Rank sum (positive)	0
Z-value	-3.9013
Significance	0.0000
non-zero observations	20

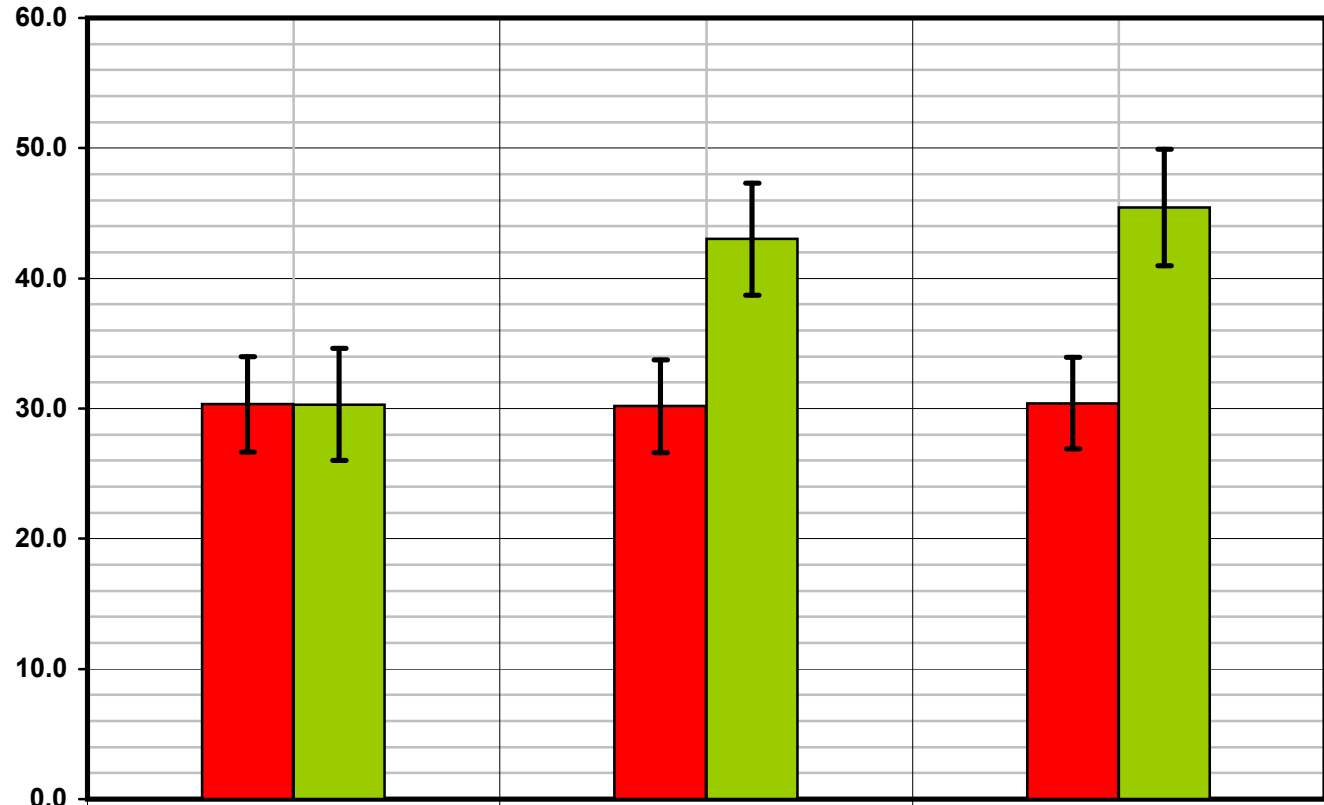
### after 14 days - comparison of changes from initial condition

	<b>untr. - B</b>
Rank sum (positive)	0
Z-value	-3.9013
Significance	0.0000
non-zero observations	20

## Experimental data of Skin Hydration

DCC10W012

Mean Corneometer readings (a.u.)



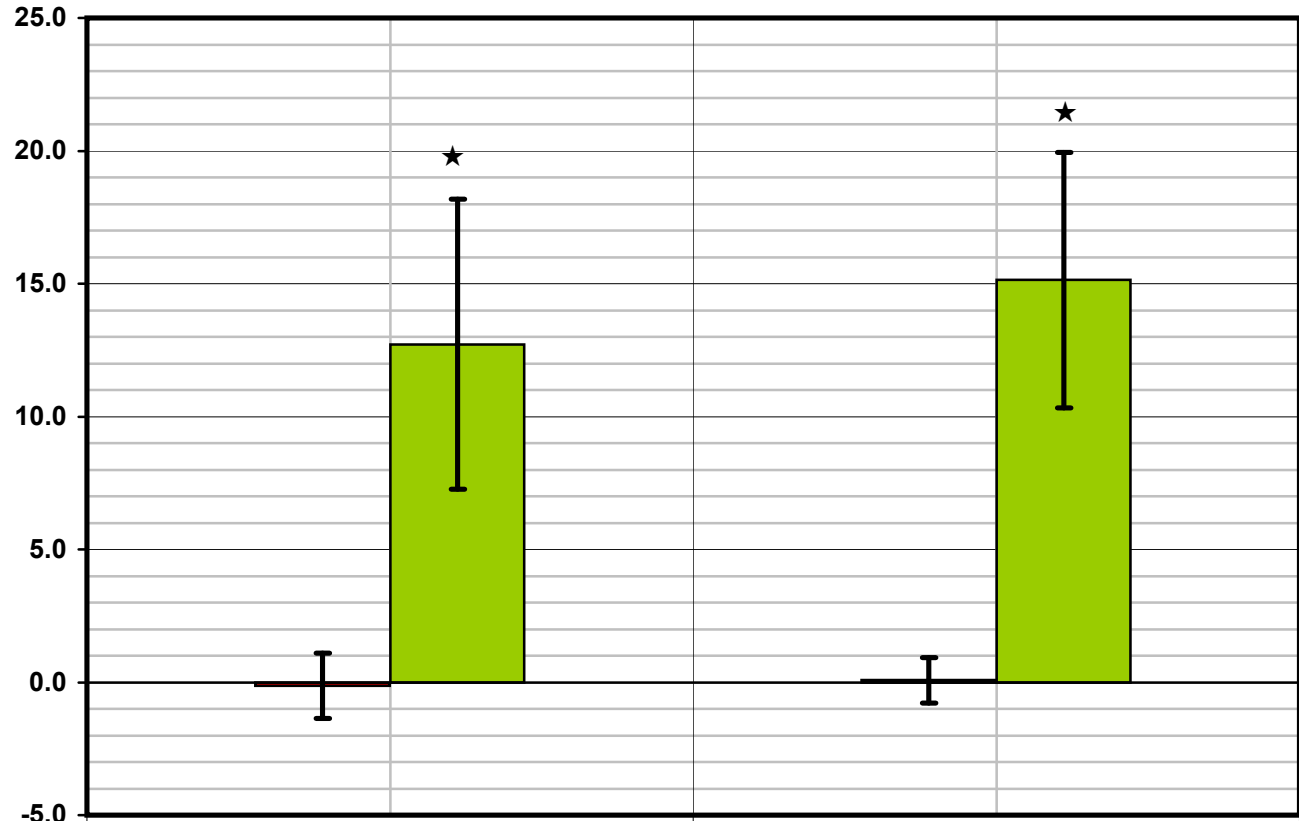
■ untreated	30.3
■ B: Flexitol Very Dry Skin Balm 12.5% Urea (Project: 1231)	30.3

Time Point	untreated	B: Flexitol Very Dry Skin Balm 12.5% Urea (Project: 1231)
start	30.3	30.3
after 7 days	30.2	43.0
after 14 days	30.4	45.4

Experimental data of Skin Hydration (delta values)

DCC10W012

Mean Corneometer readings (a.u.)  
- to baseline



■ untreated	after 7 days	after 14 days
	-0.1	0.1
■ B: Flexitol Very Dry Skin Balm 12.5% Urea (Project: 1231)	12.7	15.1

\*p<0,05 versus untreat

**Increase in Skin Hydration relative to initial conditions and to untreated**

DCC10W012

